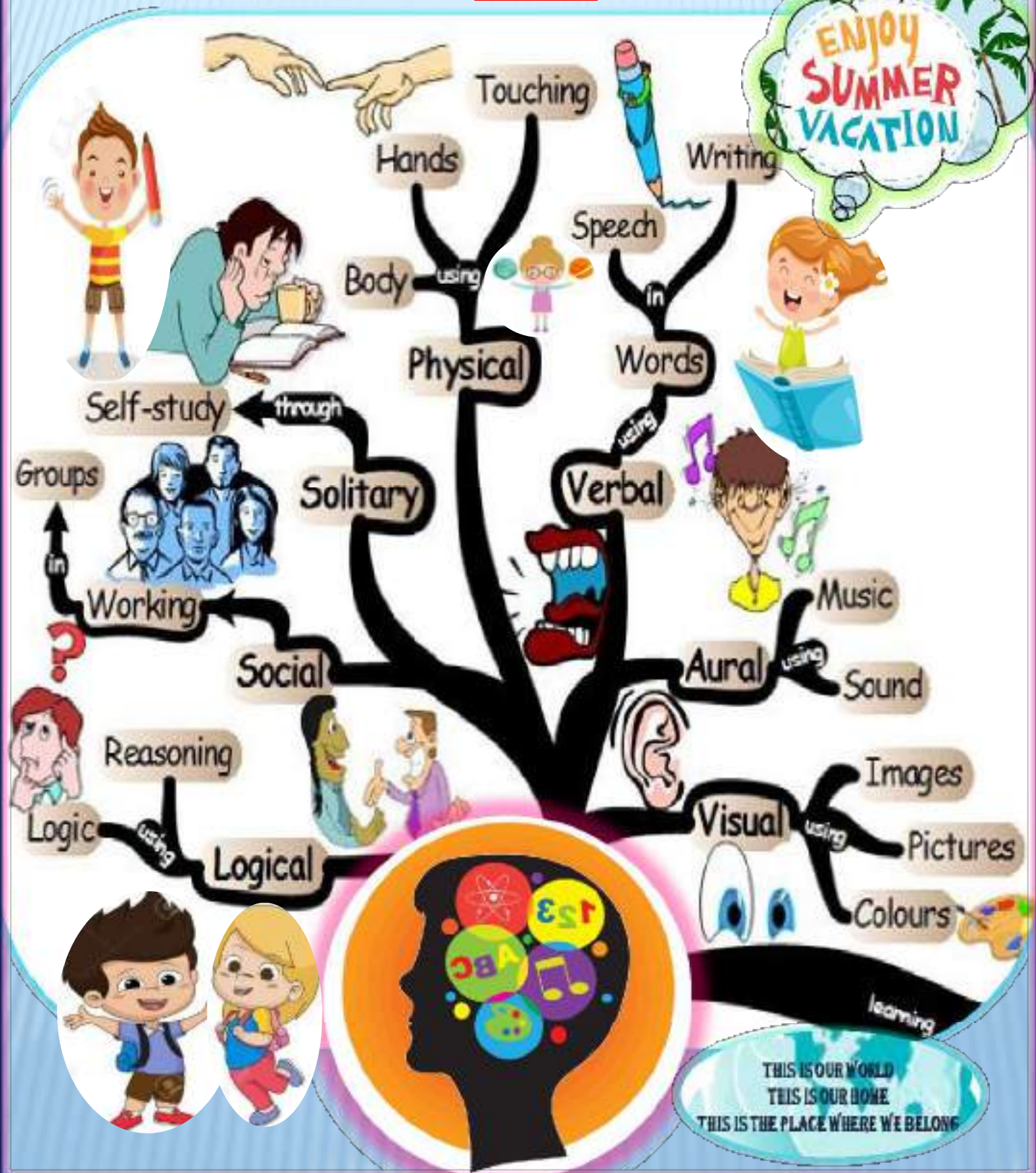




HANSRAJ MODEL SCHOOL
SESSION : 2021-22
HOLIDAY HOMEWORK
CLASS I




Dear Parents,

Summer Vacations have taken a totally different nuance in the current times. Our children need to be rejuvenated physically, emotionally and mentally. Keeping the current scenario in mind, we have carefully designed some activities which will trigger the creative and innovative spirit of our students and keep them fruitfully engaged.



SPECIAL NOTE:

- Do not rush to complete the Homework. Allow children to do it at their own pace and savor each activity to the fullest.
- Use material readily available at home.



TIPS FOR PARENTS:

- ❖ Guide your ward to meditate silently for 5 minutes before going to bed and develop the habit of reciting their favorite prayer.
- ❖ Try to exercise regularly with them. Some light exercises ,Yoga or Zumba will go a long way in making them fit and agile.
- ❖ Plant a garden or even a few window herbs together.
- ❖ Plan meals you can cook together.
- ❖ Motivate children to eat everything that is on their plate and not leave crumbs.
- ❖ Involve them in small household chores like dusting, water planting, clearing the table after meals etc.
- ❖ Encourage them to talk to quarantined family members and relatives on video calls.
- ❖ Make efforts to converse with your child in English.
- ❖ Students can do the written work of all the subjects preferably in a 3-in-1 notebook.
- ❖ Make a separate Activity folder for your Holiday homework.
- ❖ Feel free to use any paper sheets to complete your Assignments



ENGLISH

Language plays an essential role in our lives as it broadens our horizons, while developing communicative and emotional skills.

Let us learn the English language through some adventurous activities.


- Do loud reading of lessons 1 to 4 regularly.
- Find out new words from lessons 1 to 4 and write them.
- Do 1 page handwriting practice once a week.
- Practice the handwriting worksheets given in the class.
- Frame sentences with the given words- bed, sun, sky, play, room, table, cake, tree, water, zoo.
- Let us be creative..... Given below are a few topics. Choose any topic and make a video by speaking a few lines on it.

A. Sandwich Making

B. Clay Modeling (Toy)

C. Finger Puppets

* Do Practice sheets given below:



PRACTICE WORKSHEETS

Choose the correct options-
(in, on, under)





















THIS OR THAT



COMPLETE

1. _____ is a   BIKE
2. _____ is a   BALL
3. _____ is a   TRAIN
4. _____ is a   CAR
5. _____ is a   PLANE
6. _____ is a   GO-KART
7. _____ is a   KITE
8. _____ is a   DOLL

हिंदी



हिंदी हमारे देश की मातृभाषा है। राष्ट्रीय एकता और राष्ट्र के स्थायित्व के लिए राष्ट्रभाषा का ज्ञान अनिवार्य रूप से होना चाहिए जो किसी भी राष्ट्र के लिए महत्वपूर्ण हैं।

निजभाषा उन्नति अहै, सब उन्नति कौ मूल।

मौखिक:

- भाषा माधुरी- पाठ 1- 5 तक पढ़ें।
- एक शिक्षाप्रद कहानी याद करें।
- दिए गए विषय पर कविता याद करें- “पर्यावरण” या “देशभक्ति”



लिखित:

- सप्ताह में एक बार सुलेख लिखें।
- पाठ 2-5 के कठिन शब्दों का अभ्यास करें।
- वाक्य रचना का अभ्यास करें और श्रुतलेख लिखें(10 शब्द) हर पाठ से लें।
- वाक्य रचना का अभ्यास करें। (पाठ 2- 5)



क्रियाकलाप

- मात्राओं की शब्दावाली बनाएँ (हर मात्रा के 5-5 शब्द चित्रों सहित)
 - समाचार-पत्र/ मैगज़ीन में से ‘आ’ मात्रा के शब्द काटें और चिपकाएँ।
 - शब्द गाड़ी बनाएँ-
1. कमल= लड़का= काला=लात=तरबूज़
 2. जहाज=
 3. मटका=
 4. कलश=



वर्कशीट



चित्र को देखकर वाक्य पूरे करो।

1. अमन



_____ करा।

2. राधा



_____ चखा।

3. नमन



_____ मत पटका।

4. बाज़ार जाकर



_____ ला।

5.



_____ जलाकर खाना बना।

6. आकाश



_____ ला।

7. राम



_____ जा।

8. पलक



_____ लाई।

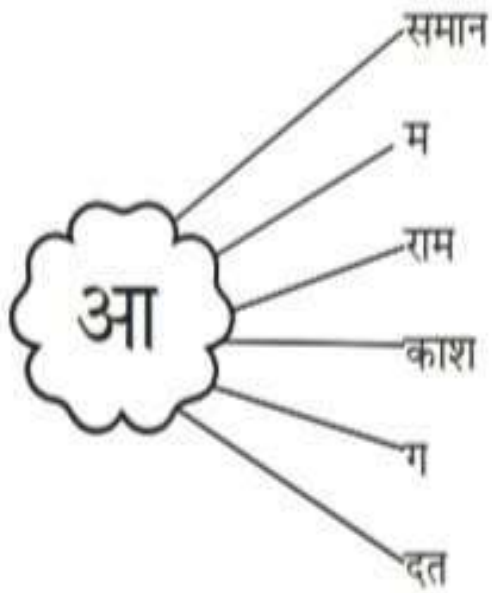
आ की मात्रा लगाकर शब्द पूरे करो और
चित्र में रंग भरो।

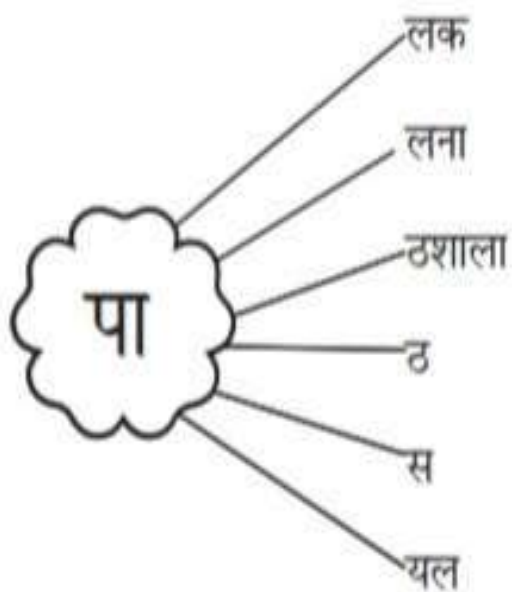


गड़-गड़, गड़-गड़ ब दल अ य
ब दल अ य, जल भर ल य।
क ल क ल ब दल छ य
छम-छम, छम-छम जल बरस य।



जोड़ कर शब्द पूरे करो-







रिक्त स्थान भरो



घ.....




ग.....



फ.....




ई.....



ज.....



प.....



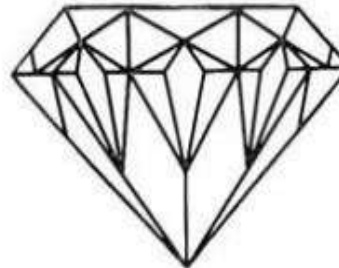
छ.....



व.....



ध.....



न.....



MATHS

Mathematics is the exercise for the brain. It's not about numbers, equations, addition or subtraction its about UNDERSTANDING.

1. Revise Book Pages 1-16.

2. Revise Counting: 1 to 50.

3. Practice the following concepts :

(a) NUMBER NAMES (1-10)

(b) PUT THE SIGN (>, <, =) 1-50.

(c) WHAT COMES BEFORE, AFTER AND BETWEEN NUMBERS (1 - 50)

(d) MISSING NUMBERS(1-50)



4. Arrange in ASCENDING and DESCENDING ORDER-

Paste pictures of any 5 things available in your house according to their size.

5. Help you mother in setting the table for dinner and Count the number of Spoons, Plates and Glasses you have set. Add the number of Spoons, Plate and Glasses. Write the Number Name of the Sum. Also, write -What comes Before/After/Between that number.


6. Make a Paper Clock.

Follow the link given below:

https://www.youtube.com/watch?v=XRDfh_nwTKI



7. Make a beautiful Rangoli using the Concept of Basic Shapes on A-4 size sheet.



Comparing Numbers up to 20



Name: _____ Score: _____

Circle the bigger numbers








- a) 19 18 b) 14 17 c) 19 0
d) 7 11 e) 11 19 f) 12 10
g) 13 12 h) 3 1 i) 19 20

Circle the smaller numbers

- j) 19 11 k) 12 16 l) 14 13
m) 17 18 n) 10 9 r) 15 10
o) 3 8 p) 19 20 q) 5 15

Write the following numbers in the circles, from the greatest to the smallest.

Greatest 12 5 18 20 Smallest








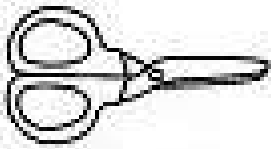










      

Name _____



COMPARING length

Write 1, 2, or 3 in each box to order the objects by length.

<p>1</p> <input type="text"/>  <input type="text"/>  <input type="text"/> 	<p>4</p> <input type="text"/>  <input type="text"/>  <input type="text"/> 
<p>2</p> <input type="text"/>  <input type="text"/>  <input type="text"/> 	<p>5</p> <input type="text"/>  <input type="text"/>  <input type="text"/> 
<p>3</p> <input type="text"/>  <input type="text"/>  <input type="text"/> 	<p>6</p> <input type="text"/>  <input type="text"/>  <input type="text"/> 

This was: Easy Just Right Hard
(Circle one)

Which Number Comes After



Write the number that comes after the given number.



















Count the Objects



Count and write the number and the number name in the space provided.



.....

A row of four identical black chairs with curved backs and thin legs. To the right of the chairs is a large white circle for writing. Below the circle is a dotted line for writing.



.....

A grid of 18 penguins arranged in 3 rows and 6 columns. Each penguin is black and white with an orange belly. To the right of the grid is a large white circle for writing. Below the circle is a dotted line for writing.




.....

Two identical colorful drums with red, yellow, and blue patterns. Each drum has two red drumsticks with blue tips. To the right of the drums is a large white circle for writing. Below the circle is a dotted line for writing.




Name : _____


Pictures Addition With Sum up to 10.
Count, Sum and Draw Line to the correct number.




8



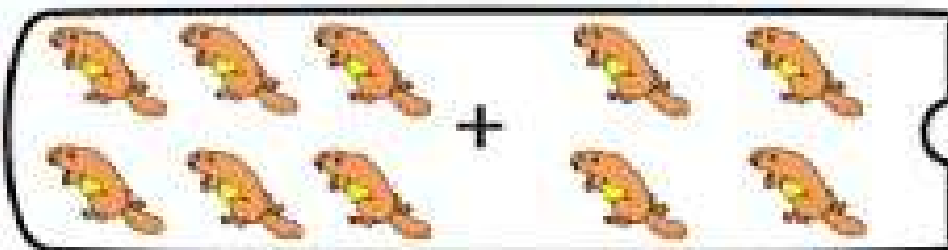
10



6



7



9



ACTIVITY

THEME:- HEALTH AND FITNESS

“A SOUND MIND LIVES IN A SOUND BODY”



Let us do the following activities daily and record the readings in the tabular chart given below. First one is done for you. Choice of activity is optional. Parents, kindly ensure that activities are to be done indoors as safety from COVID-19 is our first priority.

DAYS OF THE WEEK	ACTIVITY 1	ACTIVITY 2	ACTIVITY 3	TOTAL TIME
MONDAY	MEDTATION 5MINUTES	SKIPPING 8 MINUTES	YOGA 7 MINUTES	20MINUTES
TUESDAY				
WEDNESDAY				
THURSDAY				
FRIDAY				
SATURDAY				
SUNDAY				

EVS

Environmental Studies is all about learning the way we should live and how we can develop sustainable strategies to protect our Environment.



1. HAPPINESS – SHARE, CARE AND HELP WITHOUT EXPECTATION:

Our greatest blessing is our loving, caring and close knit family. Spend quality time with your family. Play board games with your family members. Help around the house doing small chores like laying the table, watering plants, filling water bottles etc. Make a list of 10 such activities which you performed during the vacations and record these activities in the form of a video.

2. HOUSES- RESEARCH PROJECT

Put on your research cap and find out how people in different parts of the world live. Using different materials available at home prepare a Model of any one type of house OR Draw and colour any one type of house on A-4 size sheet.

Also learn to speak 3-4 lines on the type of house chosen.



MODEL

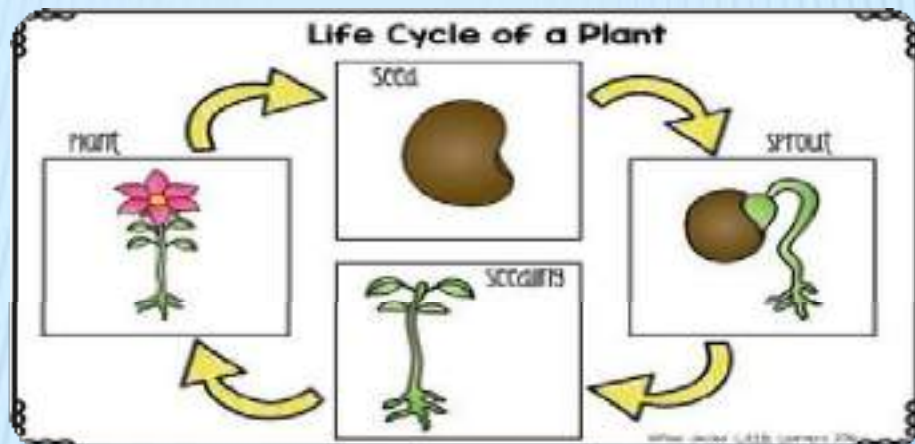
OR



DRAWING

3. PLANTS-

Germinate few seeds of black gram/ red kidney beans on a layer of moist cotton in a disposable bowl. Keep the cotton moist. Observe the changes for 8 to 10 days and record them..



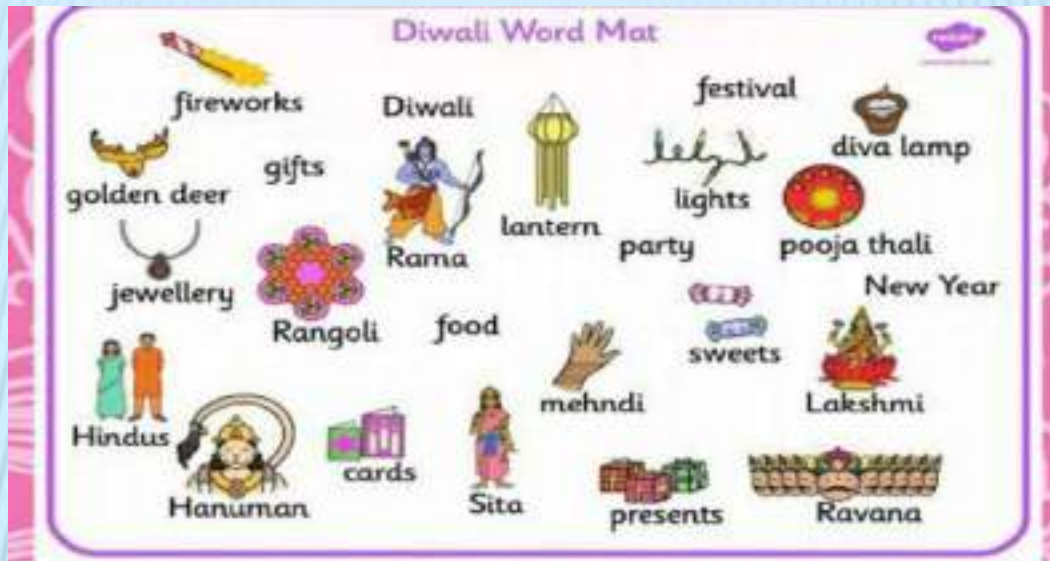
4. THE VIBRANT & GLORIOUS FESTIVALS OF INDIA:

1) PUZZLE TIME-

Find the names of festivals hidden in the grid:

C	X	B	P	E	A	S	T	E	R
K	H	O	L	I	X	M	G	O	G
D	P	R	R	A	M	Z	A	N	U
I	O	B	I	H	U	Z	S	A	R
W	N	V	S	S	T	N	Q	X	U
A	G	M	L	A	T	I	J	Q	P
L	A	W	O	N	A	M	Y	U	A
I	L	O	N	P	L	O	A	C	R
E	I	D	M	I	L	A	D	S	A
D	U	S	S	H	E	R	A	C	B

2) Choose your favourite Festival and prepare a WORD MAT on an A3 plain sheet. The child can write and draw any 10 words related to the festival chosen.



5. Watch the following educational videos.

Links have been provided below:

<https://youtu.be/SqI-NMDeLa8>

<https://youtu.be/sHPGD1oyR-o>

<https://youtu.be/L7lkF8m89Hc>



6. Do the given Worksheets:

OUR SENSE ORGANS

NAME: _____ CLASS: I- _____ DATE: _____

"THEY HELP ME A LOT"



- I can _____ and _____ with my nose.
- I can _____ and _____ with my hands.
- I can _____ and _____ with my mouth.
- I can _____ and _____ with my eyes.
- I can _____ and _____ my ears.

HELP BOX

write	smell	see	pierce	breathe
clap	speak	hear	wink	eat

***DRAW A SMILEY 😊 FOR GOOD HABITS AND A SAD FACE ☹️ FOR BAD HABITS.**

1. We should eat healthy food.



2. We should spill food.



3. We should put sharp objects in our ears.

4. We should rinse our mouth after eating.

5. We should brush our teeth at least twice a day.



6. We should eat uncovered food.

7. We should wear a mask whenever we leave our home.



8. We should cover our mouth while coughing or sneezing.



Write the number to sequence the story.

W O R K




Mary was scared.



Mary went to the garden.



Suddenly she saw a spider.





She was collecting flowers.



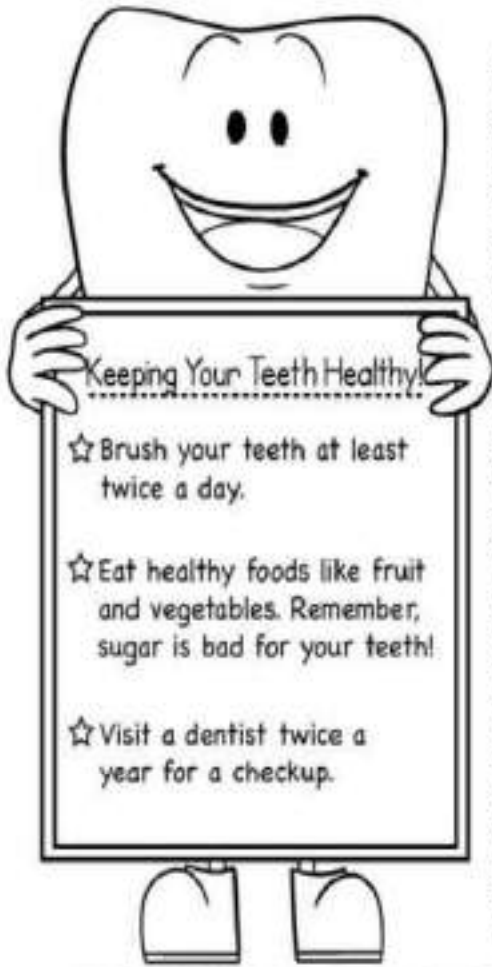
She ran away.

Spot the difference

Find 5 differences.



DENTAL HEALTH WORKSHEET



Keeping Your Teeth Healthy!

- ☆ Brush your teeth at least twice a day.
- ☆ Eat healthy foods like fruit and vegetables. Remember, sugar is bad for your teeth!
- ☆ Visit a dentist twice a year for a checkup.

Connect the foods that are healthy for your teeth.

Start!




Finish!



Are these habits good or bad for your teeth?

Look at the images and color the correct tooth.



ART AND CRAFT



Creativity is the extension of enthusiasm. Art allows us to explore, innovate, discover and create a new essence in life..

Dear Students,



- Complete 1 page of 'Step by Step book' every week.
- A few videos have been created to keep you engaged during summer holidays. Watch them and choose one favourite video and follow it.

Tear and Paste Activity: <https://youtu.be/RwJ1PZZF5Cs>



Origami Work: <https://youtu.be/AK3YNFTFaos>

Scribble Painting: <https://youtu.be/MRpHhn7CCMU>



INTERDISCIPLINARY PROJECT:

ANIMALS, OUR PALS

Visit a **VIRTUAL ZOO**, YouTube videos links have been given below:

<https://www.youtube.com/watch?v=d7TDzn-7v4k&t=345s>

<https://www.youtube.com/watch?v=p1ECZfpnED8&t=48s>



English - Write 5 -7 lines on the animal you liked the most during your visit to the Virtual Zoo.

हिंदी - कहानी में आये किन्ही पाँच जानवरों के नाम लिखो (वास्तविक चिड़ियाघर)

Maths - Arrange the animals you see in the Virtual Zoo in Ascending Order and write their names.

EVS - Write the names of the young ones of the animals during your visit to the Virtual zoo.



Art & Craft - Make Face Masks of any two animals.



General awareness - Write any two riddles on your favorite animals.

***Keep a cup of water on your balcony & observe the birds that come to drink water. Wash the cup & change the water every day.**

