



DEAR PARENTS

We know summer holidays are the time of the year when you get an Opportunity to spend time with your child. We have attempted to design meaningful creative activities to occupy the kids in their free time to keep the little ones Indoor in the sweltering heat and to utilize their time in creative activities. We wish you have an enjoyable summer vacation with your kids. Here are few tips which will engage your kids in holidays:

1. SUGGESTED BOOKS Books are a man's best friend. Buy different picture Books and colouring books. Let the child do picture reading and colour the sheets in colouring book

2. KNOW YOUR HOME : Play different games with your kids to encourage them to express freely and make them more responsible. Collect things that belong to different rooms in the house and ask your child to name the object sand the room which they Belong to. Help them to place the things back at the right place.

3. NATURE WALK: Take your child for regular morning walk to Breathe in fresh air.. Make him aware of the benefits of morning walk And tell him / her about different types of plants, flowers and birds so as to generate love for nature.

4. SUGGESTED TV CHANNELS & MOVIES: DISNEY JUNIOR DISCOVERY KIDS, THE JUNGLE BOOK, GOOD DINOSAUR

5. ENGLISH TALK TIME

How are you? I am fine , Thank you.
I am thirsty , Please give me water.
I am hungry , Please give me food / fruit.
I have finished my work / food.
Please open / close my bottle / Tiffin / bag.
Please switch on / off the light / fan.



6. TAKE A PRINT OUT OF THE ASSIGNMENTS AND SEE TO IT THAT YOUR CHILD COMPLETES THEM UNDER YOUR SUPERVISION..

**DAV PUBLIC SCHOOL, RATIA
SUMMER VACATION
HOMEWORK ASSIGNMENT
2023-24**

CLASS: SECOND

LEARN AND WRITE EACH TOPIC TWICE:-

- ENGLISH:** 1) 10 words of each sound ar, ai.
2) Lesson no.3,4,6 Question /Answer
3) My Self, My Best Friend
- Maths:** 1) Do Sums of Addition with carry (10)
2) Tables of 2 to 6
3) Number Names 51 to 100

Hindi: 1.भाषा माधुरी -पाठ 1 से 5 की दोहराई करें और श्रुतलेख (50 शब्द)लिखिए।

2. भाषा माधुरी -पाठ 1 से 5 प्रश्न /उत्तर, याद करके लिखिए।

3.भाषा अभ्यास-पाठ1 से 5 में से लिंग बदलो,वचन बदलो,विपरीत शब्द याद करें।

'मेरी माँ 'याद कर के लिखिए।

MORALE EDUCATION: LESSON 1, 2,3

E.V.S.: lesson 1 to 3 Question / Answer

PASTE THE PICTURES OF GOOD HABITS ON SCRAP BOOK.

Art Book: STEP BY STEP Page no. 1 to 12 (complete)

Project work. Take 10 Inches Coloured Paper and hard board and prepare the following flash cards on given topics beautifully:

Roll No.1 to 5 : DOING WORDS , Roll No. 6 to 10: GOOD HABITS

Roll No. 11 to 15 : MAGIC WORDS , Roll No. 16 to 20: 'ai' or 'ar' words

Roll No.21 to 25: ONE AND MANY Roll No.21 to 25: OPPOSITES

Roll No.26 to 33: SOURCES OF WATER

NOTE: Worksheets of every Subject is given below, kindly take the printout of these , if you are unable to take the printout then mention the worksheet no. or Answer No. in the notebook.

Notice: The School will remain closed on account of Summer Vacation from 1st June , 2023 to 1st July , 2023 and will re-open on 3rd July , 2023.

Happy Summer Vacation

FUN ACTIVITIES FOR STUDENTS

MAKE BUBBLES WITH STRAW

LOOK AT THE MIRROR AND READ THE LESSON OF ENGLISH AND HINDI

Collect pictures of "ai", & 'ar' SOUND WORDS and paste them in Vacation Work Notebook and label them.

MAKE SHAPES OF SAND WITH THE HELP OF BOWL, GLASS, FOOT, HAND ETC.

LISTEN TO A MORAL STORY FROM YOUR GRANDPARENTS.

VISIT ANY PARK WITH YOUR PARENTS & HAVE FUN FILLED MOMENTS EVER THERE

S.NO.	NAME OF ACTIVITY	EXPLANATION ABOUT THE ACTIVITY
1.	STARGAZING	ONE OF THE BEST WAYS TO UNLOCK THE WORLD OF IMAGINATION AND LEARNING, STARGAZING IS A GREAT WAY TO SPEND SOME EARLY NIGHT HOURS WITH YOUR CHILDREN. TAKE YOUR CHILDREN TO THE TERRACE OR ANY OPEN SPACE AROUND YOUR HOME. POINT OUT THE DIFFERENT STARS AND THE MOON
2.	CAMPING	IT IS ALWAYS FUN TO DO STUFF THAT IS DIFFERENT FROM THE DAILY ROUTINE. THE MONOTONY OF SLEEPING IN THE SAME BED AND ROOM EVERY NIGHT CAN BE BROKEN WITH CAMPING OUT AT NIGHT.
3.	LOOK FOR SHAPES IN THE CLOUDS	PUT A BLANKET IN THE GRASS AND STARE UP AT THE SKY. TAKE TURNS TALKING ABOUT WHAT DO YOU SEE IN THE CLOUDS.
4.	GO FOR BIRD WATCHING	THIS IS A GOOD WAY TO LEARN ABOUT VARIOUS LOCAL BIRDS FOR KIDS.

ENGLISH



WORKSHEET – 1

Read the passage and tick the right answer.

Picnic with Family

I am Evan. My family went to a picnic last Sunday. My mom took snacks and water with us. We went to the famous lake in our city. We enjoyed boating there. We played hide and seek.



1. Where did Evan and his family go for picnic?

- a. park b. lake c. museum

2. Who took snacks and water for picnic?

- a. father b. mom c. Evan

3. What game did they play?

- a. football b. Hide and Seek c. Polo

4. Evan and his family enjoyed _____ there.

- a. playing b. boating c. diving



WORKSHEET - 2

Write 'a' or 'an' before the following naming words

A



.....arm




.....girl



.....artist

B



.....lion



.....fox



.....peacock

C



.....orange



.....fish



.....apple

D



.....pilot



.....tailor



....eye

E



.....balloon



....ant



.....umbrella

WORKSHEET - 3

READ THE SENTENCE AND WRITE YES OR NO
(USE CAPITAL LETTERS)



1. The boy who is wearing purple sweater is sleeping. -----
2. There are five people in this picture. -----
3. The girl who is reading under the tree has got long blonde hair. ----
4. The boy who has got black hair is playing with a ball. -----
5. The dog is white and black. -----
6. The kite is red, yellow, blue and green. -----
7. There is a girl pointing a picture of a ladybug. -----
8. There are four apples on the tree. -----
9. The boy who is wearing red sweater is carrying a toy car. -----
10. There are a lot of frogs in the garden. -----

WORKSHEET – 4

Complete the sentences using is , am or are :

1. We _____ scared.



2. He _____ in the garden.



3. I _____ drawing shapes.



4. They _____ riding their bikes.



5. She _____ a nurse.



6. You _____ a smart boy.



7. I _____ sleepy.



8. The girls _____ hungry.




9. Tom and I _____ scientist.



10. It _____ sad.





1. Who is reading a book?

2. What are Vijay and Raju doing?

3. Who is sitting on a branch in the tree?

4. What is Rita doing?

5. Who is painting a picture?

HINDI



WORKSHEET -1

READ THE PASSAGE CAREFULLY AND ANSWER THE FOLLOWING QUESTIONS

दिए गए गद्यांश को पढ़कर उसके नीचे लिखे प्रश्नों के उत्तर लिखो -

दो सहेलियाँ थी रीमा और सीमा । दोनों एक साथ पढ़ती और खेलती थीं । एक दिन दोनों घर जा रही थी कि दो कुत्ते लड़ते हुए उधर आ निकले । रीमा कुत्तों से बहुत डरती थी । वह कुत्तों को देखकर भागने लगी और ठोकर खा कर गिर पड़ी । उसकी टाँग से खून बहने लगा । सीमा दौड़कर उसके पास पहुँची । टाँग से खून बहता देख , उसने तुरंत अपना रुमाल घाव पर बाँध दिया और रीमा को सहारा देकर घ ले गई । रीमा की माँ उसे डॉक्टर के पास ले गई । डॉक्टर ने रीमा की चोट पर दवा लगाकर पट्टी बाँध दी । रीमा की माँ ने सीमा की बड़ी प्रशंसा की ।

प्र 1 दोनों सहेलियों का क्या नाम था ?

उ० -----

प्र 2 रीमा क्यों भागने लगी ?

उ० -----

प्र 3 रीमा की माँ ने सीमा की प्रशंसा क्यों की ?

उ० -----

प्र 4 रीमा की टाँग से खून बहता देख सीमा ने क्या किया ?


उ० -----

प्र 5 गद्यांश से देखकर वचन बदलो -

क) सहेली ----- ख) कुत्ता -----

WORKSHEET -2

दिए गए शब्दों में से पुल्लिंग और स्त्रीलिंग शब्द छांटकर लिखो-



WORKSHEET -3

उलटे अर्थ वाले शब्दों का मिलान कीजिए -

छोटा

मोटी

रोना

सोना

अंदर

ऊपर

गरम

दिन

नीचे

बाहर

ठंडा

रात

जागना

हँसना

पतली

बड़ा

WORKSHEET -4

1. मिलान करो-



पत्ता

थालियाँ



गमल

जूते



थाली

पत्ते



जूता

गमले



2. चित्र देख कर सही ✓ गलत ✗ का चिह्न लगाओ-

एक

अनेक



3. वचन बदत्रलए-

बकरियाँ

जूते

तितलियाँ


केले



जूता



केला



तितली



बकरी



WORKSHEET -5

चित्र देखकर दिए गए शब्दों की सहायता से खाली स्थान भरिए :



तितलियाँ

कार

उपवन

गेंद

झूला

1. में बच्चे खेल रहे हैं ।
2. एक लड़की झूल रही है ।
3. दो गुलाबी रंग की उड़ रही है ।
4. टोपी पहना एक लड़का से खेल रहा है ।
5. पीली टोपी पहना लड़का में बैठा है ।

MATHS



WORKSHEET – 1

ARRANGE THE NUMBERS IN DESCENDING ORDER

1.

18	67	208	3	540

2.

700	814	475	936	269

3.


691	916	619	196	961

4.

755	775	577	777	555

5.

22	220	202	20	2



WORKSHEET - 2

Number Hundreds, Tens and Ones

Complete the following.

- (1) 234 = hundreds 3 tens ones
- (2) 333 = hundreds tens ones
- (3) 296 = hundreds tens ones
- (4) 286 = 2 8 6
- (5) 386 = 3 8 6
- (6) 385 = 8 5
- (7) 224 = 2 4
- (8) 338 = hundreds tens 8
- (9) 367 = hundreds tens ones
- (10) 396 = hundreds tens ones

	Hundreds	Tens	Ones
(1) 400	4	0	0
(2) 226	<input type="text"/>	<input type="text"/>	<input type="text"/>
(3) 242	<input type="text"/>	<input type="text"/>	<input type="text"/>
(4) 320	<input type="text"/>	<input type="text"/>	<input type="text"/>
(5) 246	<input type="text"/>	<input type="text"/>	<input type="text"/>
(6) 394	<input type="text"/>	<input type="text"/>	<input type="text"/>
(7) 280	<input type="text"/>	<input type="text"/>	<input type="text"/>
(8) 364	<input type="text"/>	<input type="text"/>	<input type="text"/>
(9) 296	<input type="text"/>	<input type="text"/>	<input type="text"/>
(10) 382	<input type="text"/>	<input type="text"/>	<input type="text"/>
(11) 208	<input type="text"/>	<input type="text"/>	<input type="text"/>
(12) 238	<input type="text"/>	<input type="text"/>	<input type="text"/>
(13) 328	<input type="text"/>	<input type="text"/>	<input type="text"/>

Write each numeral in its correct place. Write the numeral.

(1) 3 tens 3 hundreds 2 ones = 332

H	T	O
3	3	2

(2) 4 ones 3 hundreds 2 tens =

H	T	O
<input type="text"/>	<input type="text"/>	<input type="text"/>

(3) 0 hundreds 4 tens 3 ones =

H	T	O
<input type="text"/>	<input type="text"/>	<input type="text"/>

(4) 3 tens 6 ones 0 hundreds =

H	T	O
<input type="text"/>	<input type="text"/>	<input type="text"/>

(5) 0 tens 0 hundreds 8 ones =

H	T	O
<input type="text"/>	<input type="text"/>	<input type="text"/>

(6) 5 ones 7 hundreds 2 tens =

H	T	O
<input type="text"/>	<input type="text"/>	<input type="text"/>

(7) 6 hundreds 3 tens 7 ones =

H	T	O
<input type="text"/>	<input type="text"/>	<input type="text"/>

(8) 2 tens 0 ones 3 hundreds =

H	T	O
<input type="text"/>	<input type="text"/>	<input type="text"/>

WORKSHEET -3

Fill in the blanks using $>$ or $<$ or $=$

16



14

23



20

33



37

29



29

43



49

42



41

48



36

25



40

38



38

42



48

28



19

20



18

WORKSHEET -4



Multiplication



$6 \times 7 = \square$

$2 \times 2 = \square$

$5 \times 2 = \square$

$4 \times 5 = \square$

$7 \times 5 = \square$

$6 \times 3 = \square$

$4 \times 3 = \square$

$2 \times 7 = \square$

$5 \times 6 = \square$

$2 \times 9 = \square$

$2 \times 3 = \square$

$3 \times 8 = \square$

$2 \times 4 = \square$

$7 \times 5 = \square$

WORKSHEET -5

Arrange the numbers in ascending order.

1

745

820

615

509

2

303

128

491

212

3

837

528

684

769

E.V.S.



WORKSHEET -1

arm

hand

leg

foot

neck

eye

mouth

ear

nose

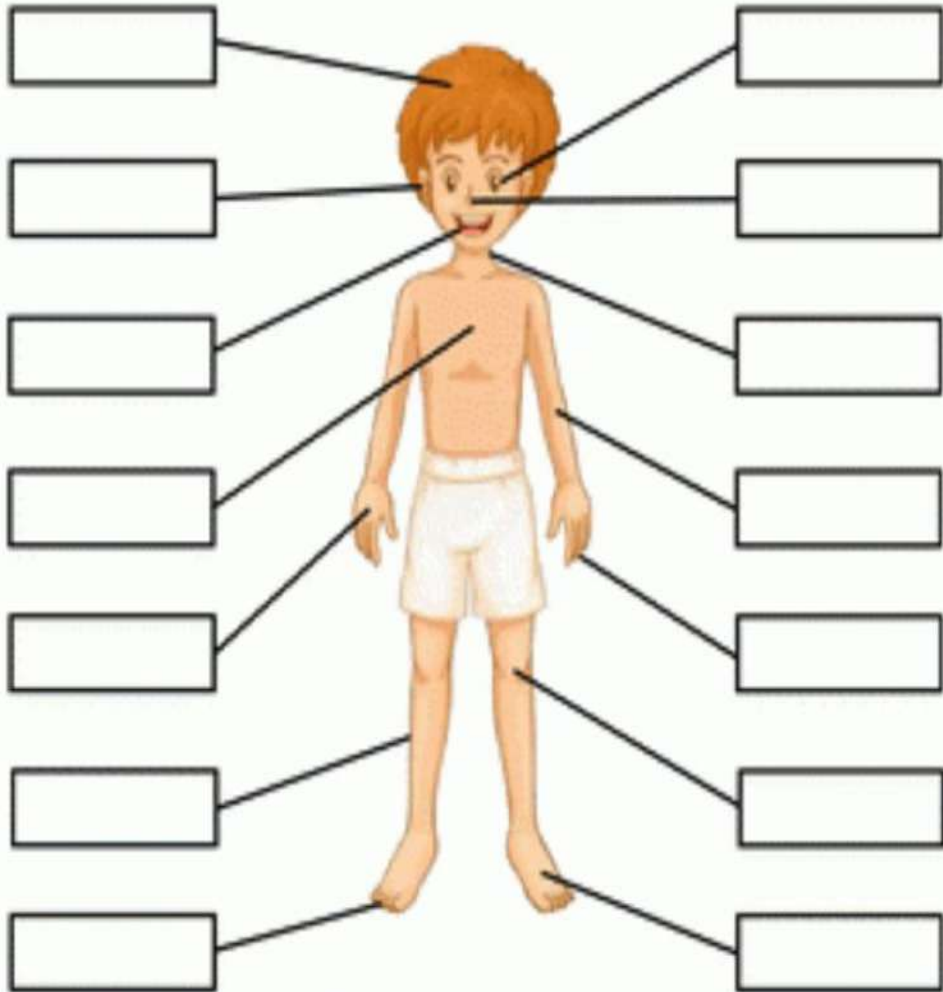
toes

fingers

head

chest

knees



WORKSHEET -2

TOPIC:-FOOD

Say Yes to healthy food-items and No to the unhealthy food-items:



WORKSHEET -3

Where does it come from?

BY RM

ANIMALS



PLANTS



CLASS:

SECTION:

NAME:

ROLL NO:

LOOK AT THE PICTURES AND CHOOSE THE CORRECT ANSWER.


WE GET FROM



Omelette



Chapati



Bread



Honey



Milk



Paneer



Garlic



Lassi



Butter



Coffee



Chicken



Curd

WORKSHEET -4

I. Write Yes for the correct statements and No for the incorrect ones :-

1. Trim your nails once a month.
2. Clean your ears with a pin.
3. Wash your hands before and after a meal.
4. Do not cover your mouth when you cough.
5. Take a bath daily.

II. Draw and colour the things you use to keep yourself clean and healthy.

1. I brush my teeth with a



2. I clean my body with a



WORKSHEET -5

1. Drag and drop the name under the related picture

- | | | | | |
|----------|----------|---------|--------|------------|
| Snow cap | boots | socks | Short | belt |
| scarf | trainers | payjama | Winter | Long skirt |



1.

2.

3.

4.



5.

6.

7.


8.



9.

10.

WORKSHEET -6



Make a beautiful picture by joining the dots and colour it.

